



中国认可
国际互认
检测
TESTING
CNAS L6478



TEST REPORT

Reference No..... : WTF22F05099985X1N
 Applicant..... : Mid Ocean Brands B.V.
 Address..... : 7/F., Kings Tower, 111 King Lam Street, Cheung Sha Wan, Kowloon,
 Hong Kong
 Manufacturer : 111590
 Address..... : /
 Product Name..... : Weatherstation
 Model No..... : MO6664
 : Photobiological safety of lamps and lamp systems
 Test specification..... : EN 62471:2008
 : IEC 62471:2006 (First Edition)
 Date of Receipt sample.... : 2022-05-20
 Date of Test..... : 2022-05-20 to 2022-05-26
 Date of Issue..... : 2022-07-27
 Test Report Form No..... : WPL-62471A-01A
 Test Result..... : **Pass**

Remarks:

The results shown in this test report refer only to the sample(s) tested, this test report cannot be reproduced, except in full, without prior written permission of the company. The report would be invalid without specific stamp of test institute and the signatures of approver.


Prepared By:

Waltek Testing Group (Foshan) Co., Ltd.

Address: No.13-19, 2/F., 2nd Building, Sunlink International Machinery City,
 Chencun, Shunde District, Foshan, Guangdong, China


Tel:+86-757-23811398 Fax:+86-757-23811381 E-mail:info@waltek.com.cn

Tested by:



 Finn Yu

Approved by:



 Akin Xu



Test item description.....: Weatherstation

Trade Mark.....: None

General remarks:

"(See Enclosure #)" refers to additional information appended to the report.

"(See remark #)" refers to a remark appended to the report.

"(See appended table)" refers to a table appended to the report.

Throughout this report a comma (point) is used as the decimal separator.

Remark:

1. Measurement was conducted at voltage 240VAC 50Hz and at a stable ambient temperature 25°C±5°C.
2. This report is based on original test report WTF22F05099985N, for updating information, and replaced report WTF22F05099985N
3. Detail information for models covered in this report as below:

Item	Model	Ratings	CCT	Driver
1	MO6664	100-240VAC, 50/60Hz	---	---

Summary of testing:

The tests were conducted under luminaire/lamp/LED rating.

All tests were carried out at model MO6664.

$\alpha = 0.1000$ radian, distance between lamp and sensor: 200.0 mm.

Test item particulars.....: See below

Tested lamp.....: continuous wave lamps pulsed lamps

Tested lamp system.....: No lamp system

Lamp classification group.....: exempt risk 1 risk 2 risk 3

Lamp cap.....: ---

Bulb.....: ---

Rated of the lamp.....: See model list in page 2

Furthermore marking on the lamp.....: None

Seasoning of lamps according IEC standard.....: None

Used measurement instrument.....: See page 13

Temperature by measurement.....: 25 ± 5 °C

Information for safety use.....: ---

Possible test case verdicts:

- test case does not apply to the test object.....: N (Not applicable)
- test object does meet the requirement.....: P (Pass)
- test object does not meet the requirement.....: F (Fail)

General product information:

N/A



IEC/EN 62471			
Clause	Requirement + Test	Result – Remark	Verdict
4	EXPOSURE LIMITS		P
4.1	General		P
	The exposure limits in this standard is not less than 0,01 ms and not more than any 8-hour period and should be used as guides in the control of exposure		P
	Detailed spectral data of a light source are generally required only if the luminance of the source exceeds 10 ⁴ cd·m ⁻²	see clause 4.3	P
4.3	Hazard exposure limits		P
4.3.1	Actinic UV hazard exposure limit for the skin and eye		P
	The exposure limit for effective radiant exposure is 30 J·m ⁻² within any 8-hour period		P
	To protect against injury of the eye or skin from ultraviolet radiation exposure produced by a broadband source, the effective integrated spectral irradiance, E _s , of the light source shall not exceed the levels defined by:		P
	$E_s \cdot t = \sum_{200}^{400} \sum_t E_\lambda(\lambda, t) \cdot S_{UV}(\lambda) \cdot \Delta t \cdot \Delta \lambda \leq 30 \quad \text{J} \cdot \text{m}^{-2}$		P
	The permissible time for exposure to ultraviolet radiation incident upon the unprotected eye or skin shall be computed by:		P
	$t_{\max} = \frac{30}{E_s} \quad \text{s}$		P
4.3.2	Near-UV hazard exposure limit for eye		P
	For the spectral region 315 nm to 400 nm (UV-A) the total radiant exposure to the eye shall not exceed 10000 J·m ⁻² for exposure times less than 1000 s. For exposure times greater than 1000 s (approximately 16 minutes) the UV-A irradiance for the unprotected eye, E _{UVA} , shall not exceed 10 W·m ⁻² .		P
	The permissible time for exposure to ultraviolet radiation incident upon the unprotected eye for time less than 1000 s, shall be computed by:		P
	$t_{\max} \leq \frac{10\,000}{E_{UVA}} \quad \text{s}$		P
4.3.3	Retinal blue light hazard exposure limit	See table 4.2	P
	To protect against retinal photochemical injury from chronic blue-light exposure, the integrated spectral radiance of the light source weighted against the blue-light hazard function, B(λ), i.e., the blue-light weighted radiance, L _B , shall not exceed the levels defined by:		P
	$L_B \cdot t = \sum_{300}^{700} \sum_t L_\lambda(\lambda, t) \cdot B(\lambda) \cdot \Delta t \cdot \Delta \lambda \leq 10^6 \quad \text{J} \cdot \text{m}^{-2} \cdot \text{sr}^{-1}$	for t ≤ 10 ⁴ s $t_{\max} = \frac{10^6}{L_B}$	P



IEC/EN 62471			
Clause	Requirement + Test	Result – Remark	Verdict
	$L_B = \sum_{300}^{700} L_\lambda \cdot B(\lambda) \cdot \Delta\lambda \leq 100 \quad W \cdot m^{-2} \cdot sr^{-1}$		P
4.3.4	Retinal blue light hazard exposure limit - small source		N
	Thus the spectral irradiance at the eye E_λ , weighted against the blue-light hazard function $B(\lambda)$ shall not exceed the levels defined by:		N
	$E_B \cdot t = \sum_{300}^{700} \sum_t E_\lambda(\lambda, t) \cdot B(\lambda) \cdot \Delta\lambda \leq 100 \quad J \cdot m^{-2}$		N
	$E_B = \sum_{300}^{700} E_\lambda \cdot B(\lambda) \cdot \Delta\lambda \leq 1 \quad W \cdot m^{-2}$		N
4.3.5	Retinal thermal hazard exposure limit		P
	To protect against retinal thermal injury, the integrated spectral radiance of the light source, L_λ , weighted by the burn hazard weighting function $R(\lambda)$ (from Figure 4.2 and Table 4.2), i.e., the burn hazard weighted radiance, shall not exceed the levels defined by:		P
	$L_R = \sum_{380}^{1400} L_\lambda \cdot R(\lambda) \cdot \Delta\lambda \leq \frac{50\,000}{\alpha \cdot t^{0,25}} \quad W \cdot m^{-2} \cdot sr^{-1}$	(10 μ s \leq t \leq 10 s)	P
4.3.6	Retinal thermal hazard exposure limit – weak visual stimulus		P
	For an infrared heat lamp or any near-infrared source where a weak visual stimulus is inadequate to activate the aversion response, the near infrared (780 nm to 1400 nm) radiance, L_{IR} , as viewed by the eye for exposure times greater than 10 s shall be limited to:		P
	$L_{IR} = \sum_{780}^{1400} L_\lambda \cdot R(\lambda) \cdot \Delta\lambda \leq \frac{6\,000}{\alpha} \quad W \cdot m^{-2} \cdot sr^{-1}$		P
4.3.7	Infrared radiation hazard exposure limits for the eye		P
	The avoid thermal injury of the cornea and possible delayed effects upon the lens of the eye (cataractogenesis), ocular exposure to infrared radiation, E_{IR} , over the wavelength range 780 nm to 3000 nm, for times less than 1000 s, shall not exceed:		P
	$E_{IR} = \sum_{780}^{3000} E_\lambda \cdot \Delta\lambda \leq 18\,000 \cdot t^{-0,75} \quad W \cdot m^{-2}$		P
	For times greater than 1000 s the limit becomes:		P
	$E_{IR} = \sum_{780}^{3000} E_\lambda \cdot \Delta\lambda \leq 100 \quad W \cdot m^{-2}$		P
4.3.8	Thermal hazard exposure limit for the skin		P
	Visible and infrared radiant exposure (380 nm to 3000 nm) of the skin shall be limited to:		P



IEC/EN 62471			
Clause	Requirement + Test	Result – Remark	Verdict
	$E_H \cdot t = \sum_{380}^{3000} \sum_t E_\lambda(\lambda, t) \cdot \Delta\lambda \cdot \Delta t \leq 20\,000 \cdot t^{0.25} \quad \text{J} \cdot \text{m}^{-2}$		P
5	MEASUREMENT OF LAMPS AND LAMP SYSTEMS		P
5.1	Measurement conditions		P
	Measurement conditions shall be reported as part of the evaluation against the exposure limits and the assignment of risk classification.		P
5.1.1	Lamp ageing (seasoning)		N
	Seasoning of lamps shall be done as stated in the appropriate IEC lamp standard.		N
5.1.2	Test environment		P
	For specific test conditions, see the appropriate IEC lamp standard or in absence of such standards, the appropriate national standards or manufacturer's recommendations.		P
5.1.3	Extraneous radiation		P
	Careful checks should be made to ensure that extraneous sources of radiation and reflections do not add significantly to the measurement results.		P
5.1.4	Lamp operation		P
	Operation of the test lamp shall be provided in accordance with:		P
	– the appropriate IEC lamp standard, or		N
	– the manufacturer's recommendation		P
5.1.5	Lamp system operation		P
	The power source for operation of the test lamp shall be provided in accordance with:		P
	– the appropriate IEC standard, or		P
	– the manufacturer's recommendation		P
5.2	Measurement procedure		P
5.2.1	Irradiance measurements		P
	Minimum aperture diameter 7mm.		P
	Maximum aperture diameter 50 mm.		P
	The measurement shall be made in that position of the beam giving the maximum reading.		P
	The measurement instrument is adequate calibrated.		P
5.2.2	Radiance measurements		P
5.2.2.1	Standard method		P
	The measurements made with an optical system.		P



IEC/EN 62471			
Clause	Requirement + Test	Result – Remark	Verdict
	The instrument shall be calibrated to read in absolute radiant power per unit receiving area and per unit solid angle to acceptance averaged over the field of view of the instrument.		P
5.2.2.2	Alternative method		P
	Alternatively to an imaging radiance set-up, an irradiance measurement set-up with a circular field stop placed at the source can be used to perform radiance measurements.		P
5.2.3	Measurement of source size		P
	The determination of α , the angle subtended by a source, requires the determination of the 50% emission points of the source.		P
5.2.4	Pulse width measurement for pulsed sources		N
	The determination of Δt , the nominal pulse duration of a source, requires the determination of the time during which the emission is > 50% of its peak value.		N
5.3	Analysis methods		P
5.3.1	Weighting curve interpolations		P
	To standardize interpolated values, use linear interpolation on the log of given values to obtain intermediate points at the wavelength intervals desired.	see table 4.1	P
5.3.2	Calculations		P
	The calculation of source hazard values shall be performed by weighting the spectral scan by the appropriate function and calculating the total weighted energy.		P
5.3.3	Measurement uncertainty		P
	The quality of all measurement results must be quantified by an analysis of the uncertainty.		P
6	LAMP CLASSIFICATION		P
	For the purposes of this standard it was decided that the values shall be reported as follows:	see table 6.1	P
	– for lamps intended for general lighting service, the hazard values shall be reported as either irradiance or radiance values at a distance which produces an illuminance of 500 lux, but not at a distance less than 200 mm		N
	– for all other light sources, including pulsed lamp sources, the hazard values shall be reported at a distance of 200 mm		P
6.1	Continuous wave lamps		P
6.1.1	Exempt Group		P
	In the exempt group is lamp, which does not pose any photobiological hazard. The requirement is met by any lamp that does not pose:		P



IEC/EN 62471			
Clause	Requirement + Test	Result – Remark	Verdict
	– an actinic ultraviolet hazard (E_S) within 8-hours exposure (30000 s), nor		P
	– a near-UV hazard (E_{UVA}) within 1000 s, (about 16 min), nor		P
	– a retinal blue-light hazard (L_B) within 10000 s (about 2,8 h), nor		P
	– a retinal thermal hazard (L_R) within 10 s, nor		P
	– an infrared radiation hazard for the eye (E_{IR}) within 1000 s		P
	Lamps that emit infrared radiation without a strong visual stimulus and do not pose a near-infrared retinal hazard (L_{IR}), within 1000 s are in Risk Exempt Group		P
6.1.2	Risk Group 1 (Low-Risk)		N
	In this group is lamp, which exceeds the limits for the exempt group but that does not pose:		N
	– an actinic ultraviolet hazard (E_S) within 10000 s, nor		N
	– a near ultraviolet hazard (E_{UVA}) within 300 s, nor		N
	– a retinal blue-light hazard (L_B) within 100 s, nor		N
	– a retinal thermal hazard (L_R) within 10 s, nor		N
	– an infrared radiation hazard for the eye (E_{IR}) within 100 s		N
	Lamps that emit infrared radiation without a strong visual stimulus and do not pose a near-infrared retinal hazard (L_{IR}), within 100 s are in Risk Group 1.		N
6.1.3	Risk Group 2 (Moderate-Risk)		N
	This requirement is met by any lamp that exceeds the limits for Risk Group 1, but that does not pose:		N
	– an actinic ultraviolet hazard (E_S) within 1000 s exposure, nor		N
	– a near ultraviolet hazard (E_{UVA}) within 100 s, nor		N
	– a retinal blue-light hazard (L_B) within 0,25 s (aversion response), nor		N
	– a retinal thermal hazard (L_R) within 0,25 s (aversion response), nor		N
	– an infrared radiation hazard for the eye (E_{IR}) within 10 s		N
	Lamps that emit infrared radiation without a strong visual stimulus and do not pose a near-infrared retinal hazard (L_{IR}), within 10 s are in Risk Group 2.		N
6.1.4	Risk Group 3 (High-Risk)		N
	Lamps which exceed the limits for Risk Group 2 are in Group 3.		N
6.2	Pulsed lamps		N



IEC/EN 62471			
Clause	Requirement + Test	Result – Remark	Verdict
	Pulse lamp criteria shall apply to a single pulse and to any group of pulses within 0,25 s.		N
	A pulsed lamp shall be evaluated at the highest nominal energy loading as specified by the manufacturer.		N
	The risk group determination of the lamp being tested shall be made as follows:		N
	– a lamp that exceeds the exposure limit shall be classified as belonging to Risk Group 3 (High-Risk)		N
	– for single pulsed lamps, a lamp whose weighted radiant exposure or weighted radiance does is below the EL shall be classified as belonging to the Exempt Group		N
	– for repetitively pulsed lamps, a lamp whose weighted radiant exposure or weighted radiance dose is below the EL, shall be evaluated using the continuous wave risk criteria discussed in clause 6.1, using time averaged values of the pulsed emission		N

WALTEK



Table 4.1 Spectral weighting function for assessing ultraviolet hazards for skin and eye				P
Wavelength λ , nm	UV hazard function $S_{uv}(\lambda)$	Wavelength λ , nm	UV hazard function $S_{uv}(\lambda)$	
200	0,030	313*	0,006	
205	0,051	315	0,003	
210	0,075	316	0,0024	
215	0,095	317	0,0020	
220	0,120	318	0,0016	
225	0,150	319	0,0012	
230	0,190	320	0,0010	
235	0,240	322	0,00067	
240	0,300	323	0,00054	
245	0,360	325	0,00050	
250	0,430	328	0,00044	
254*	0,500	330	0,00041	
255	0,520	333*	0,00037	
260	0,650	335	0,00034	
265	0,810	340	0,00028	
270	1,000	345	0,00024	
275	0,960	350	0,00020	
280*	0,880	355	0,00016	
285	0,770	360	0,00013	
290	0,640	365*	0,00011	
295	0,540	370	0,000093	
297*	0,460	375	0,000077	
300	0,300	380	0,000064	
303*	0,120	385	0,000053	
305	0,060	390	0,000044	
308	0,026	395	0,000036	
310	0,015	400	0,000030	

¹ Wavelengths chosen are representative: other values should be obtained by logarithmic interpolation at intermediate wavelengths.
* Emission lines of a mercury discharge spectrum.



Table 4.2		Spectral weighting functions for assessing retinal hazards from broadband optical sources	P
Wavelength nm	Blue-light hazard function B (λ)	Burn hazard function R (λ)	
300	0,01		
305	0,01		
310	0,01		
315	0,01		
320	0,01		
325	0,01		
330	0,01		
335	0,01		
340	0,01		
345	0,01		
350	0,01		
355	0,01		
360	0,01		
365	0,01		
370	0,01		
375	0,01		
380	0,01		0,1
385	0,013		0,13
390	0,025		0,25
395	0,05		0,5
400	0,10		1,0
405	0,20		2,0
410	0,40		4,0
415	0,80		8,0
420	0,90		9,0
425	0,95		9,5
430	0,98		9,8
435	1,00		10,0
440	1,00		10,0
445	0,97		9,7
450	0,94		9,4
455	0,90		9,0
460	0,80		8,0
465	0,70		7,0
470	0,62		6,2
475	0,55		5,5
480	0,45		4,5
485	0,40		4,0
490	0,22		2,2
495	0,16		1,6
500-600	$10^{[(450-\lambda)/50]}$		1,0
600-700	0,001		1,0
700-1050			$10^{[(700-\lambda)/500]}$
1050-1150			0,2
1150-1200			$0,2 \cdot 10^{0,02(1150-\lambda)}$
1200-1400			0,02



Table 5.4 Summary of the ELs for the surface of the skin or cornea (irradiance based values)					P
Hazard Name	Relevant equation	Wavelength range nm	Exposure duration sec	Limiting aperture rad (deg)	EL in terms of constant irradiance $W \cdot m^{-2}$
Actinic UV skin & eye	$E_S = \sum E_\lambda \cdot S(\lambda) \cdot \Delta\lambda$	200 – 400	< 30000	1,4 (80)	30/t
Eye UV-A	$E_{UVA} = \sum E_\lambda \cdot \Delta\lambda$	315 – 400	≤ 1000 >1000	1,4 (80)	10000/t 10
Blue-light small source	$E_B = \sum E_\lambda \cdot B(\lambda) \cdot \Delta\lambda$	300 – 700	≤ 100 >100	< 0,011	100/t 1,0
Eye IR	$E_{IR} = \sum E_\lambda \cdot \Delta\lambda$	780 – 3000	≤ 1000 >1000	1,4 (80)	18000/t ^{0,75} 100
Skin thermal	$E_H = \sum E_\lambda \cdot \Delta\lambda$	380 – 3000	< 10	2π sr	20000/t ^{0,75}

Table 5.5 Summary of the ELs for the retina (radiance based values)					P
Hazard Name	Relevant equation	Wavelength range nm	Exposure duration sec	Field of view radians	EL in terms of constant radiance $W \cdot m^{-2} \cdot sr^{-1}$
Blue light	$L_B = \sum L_\lambda \cdot B(\lambda) \cdot \Delta\lambda$	300 – 700	0,25 – 10 10-100 100-10000 ≥ 10000	$0,011 \cdot \sqrt{(t/10)}$ 0,011 $0,0011 \cdot \sqrt{t}$ 0,1	$10^6/t$ $10^6/t$ $10^6/t$ 100
Retinal thermal	$L_R = \sum L_\lambda \cdot R(\lambda) \cdot \Delta\lambda$	380 – 1400	< 0,25 0,25 – 10	0,0017 $0,011 \cdot \sqrt{(t/10)}$	$50000/(\alpha \cdot t^{0,25})$ $50000/(\alpha \cdot t^{0,25})$
Retinal thermal (weak visual stimulus)	$L_{IR} = \sum L_\lambda \cdot R(\lambda) \cdot \Delta\lambda$	780 – 1400	> 10	0,011	6000/α

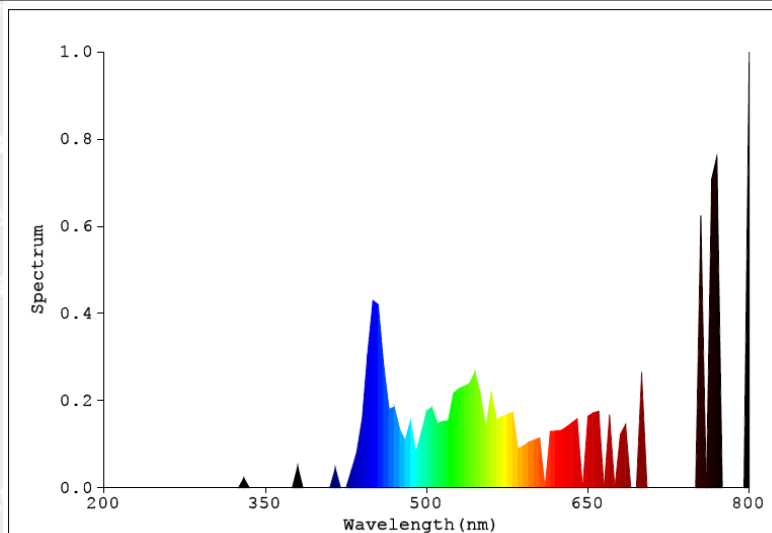


Table 6.1 (MO6664;) Emission limits for risk groups of continuous wave lamps, $\alpha = 0.1000\text{rad}$

Risk	Action spectrum	Symbol	Units	Emission Measurement					
				Exempt		Low risk		Mod risk	
				Limit	Result	Limit	Result	Limit	Result
Actinic UV	$S_{UV}(\lambda)$	E_s	$\text{W}\cdot\text{m}^{-2}$	0,001	5.623e-9	0,003	---	0,03	---
Near UV	---	E_{UVA}	$\text{W}\cdot\text{m}^{-2}$	0.33	3.259e-5	33	---	100	---
Blue light	$B(\lambda)$	L_B	$\frac{\text{W}\cdot\text{m}^{-2}}{\text{sr}}$	100	8.204e-3	10000	---	4000000	---
Blue light, small source	$B(\lambda)$	E_B	$\text{W}\cdot\text{m}^{-2}$	0.01	---	1,0	---	400	---
Retinal thermal	$R(\lambda)$	L_R	$\frac{\text{W}\cdot\text{m}^{-2}}{\text{sr}}$	$28000/\alpha$	3.615e-1	$28000/\alpha$	---	$71000/\alpha$	---
Retinal thermal, weak visual stimulus**	$R(\lambda)$	L_{IR}	$\frac{\text{W}\cdot\text{m}^{-2}}{\text{sr}}$	545000 0.0017 $\leq \alpha \leq$ 0.011	---				
				$6000/\alpha$ 0.011 $\leq \alpha \leq 0.1$	4.024e-3				
IR radiation, eye	---	E_{IR}	$\text{W}\cdot\text{m}^{-2}$	100	5.282e-4	570	---	3200	---

* Small source defined as one with $\alpha < 0.011$ radian. Averaging field of view at 10000 s is 0.1 radian.

** Involves evaluation of non-GLS source.



LB RFOV (mrad)	Measured (W/m2/sr)	Limit (W/m2/sr)
100(Exempt Risk Group)	8.204e-3	1.000e2
11(Risk Group 1)	2.752e-2	1.000e4
1.7(Risk Group 2)	4.623e-2	4.000e6
LR RFOV (mrad)	Measured (W/m2/sr)	Limit (W/m2/sr)
11(Exempt Risk Group)	3.615e-1	2.800e5
11(Risk Group 1)	3.615e-1	2.800e5
1.7(Risk Group 2)	6.073e-1	7.100e5

**Attachment 1: Equipment List**

Equipment	Model/Type	Cal. Due. Date
Biosafety ultraviolet light leaking spectrum analysis system	EVERFINE PMS-700	2023-01-11
Precise digital display dc current stabilized voltage supply	EVERFINE WY305-V1	2023-01-11
High standards of stable ultraviolet radiation power	EVERFINE UVS-8005	2023-01-11
Ultraviolet radiation standard lamp	EVERFINE SIS-631	2023-01-11
D204BH ray radiation intensity standard lamp	EVERFINE D204BH-3200K	2023-01-11
AC power source	ACPOWER AFC-110104F	2023-01-11
Temperature & Humidity Datalogger	Testo 608-H1	2023-01-11

WALTEK



Attachment 2: Photo document

Model: MO6664



Photo 1



Photo 2

===== End of Report =====